



독후활동지

한글의 핵심 원리가 이야기로 쏙! |와·를 담은 나뭇가지와 무당벌레가 펼치는 모험!



모음
색칠 놀이
+
한글 따라
쓰기

글·그림 유은미 | 36쪽 | 상상아이



새로운 세상을 바라보는 아이의 마음을 담아 그림책을 만듭니다. 홈페이지 sangsangaca.com 인스타그램 @sangsang_aca


이 독후활동지의 저작권은 상상아이에 있으며 비상업적인 목적으로 자유롭게 사용할 수 있습니다.

한글의 원리

훈민정음은 세계에서 유일하게 설명서가 있는 글자예요.

한글 모음은 우주 자연의 모양을 본떠 만들었어요.

하늘(·) 땅(ㅡ) 사람(丨) 세 기본 글자를 합치면 여러 모음을 만들 수 있어요.



이때 ·의 위치에 따라 ㅓ는 바깥으로 나가는 소리, ㅕ는 안으로 들어오는 소리,

ㅏ는 위로 올라가는 소리, ㅑ는 아래로 내려가는 소리가 나요.

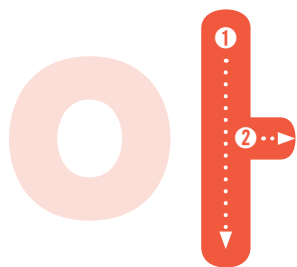
또, 해 뜨는 모양을 닮은 ㅓ ㅑ는 밝은 소리,

해 지는 모양을 닮은 ㅕ ㅓ는 어두운 소리가 납니다.

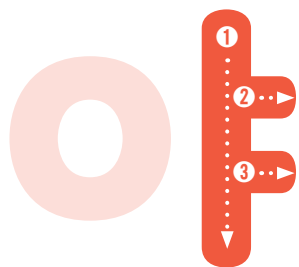
활동 ① 그림 속에 숨은 ㅏ 를 찾아 색칠해 보세요.



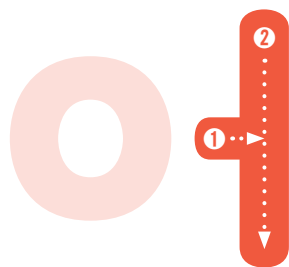
가나다 라마바
 사아 자차카타파하
 가나다 라마바
 사아 자차카타파하



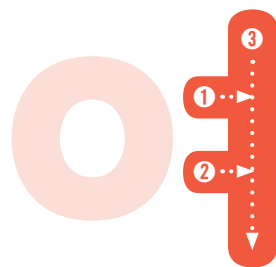
아



야



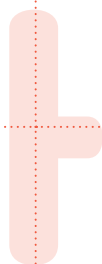
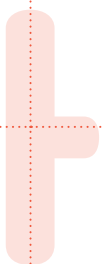
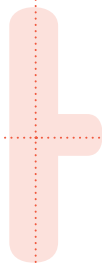
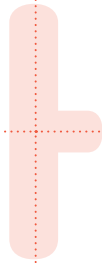
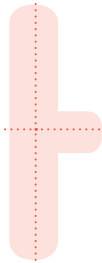
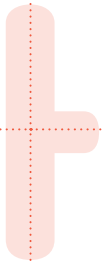


어



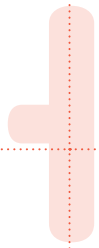
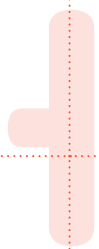
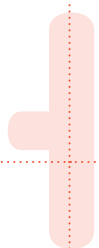



여



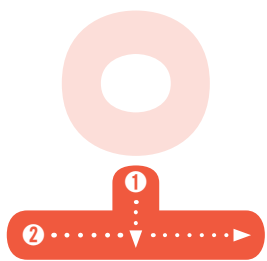
쓰기 ① **ㅏ** 과 **ㅑ** 을 순서에 맞게 써 보세요.



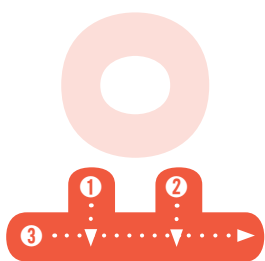
쓰기 ② ㅏ 과 ㅑ 를 순서에 맞게 써 보세요.



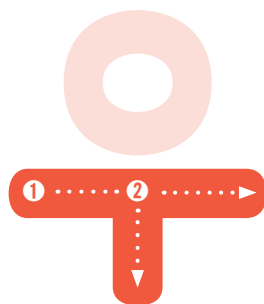
활동 2 그림 속에 숨은 ㅊ를 찾아 색칠해 보세요.



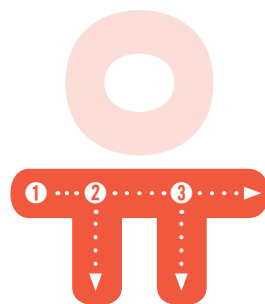
오



우



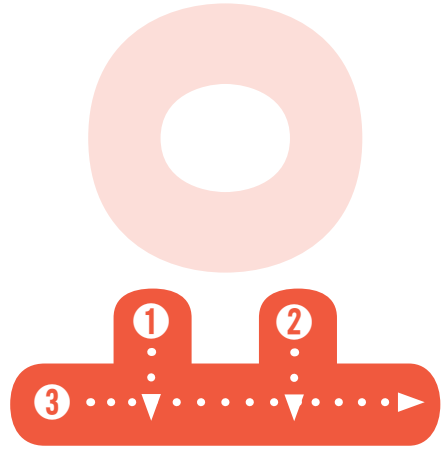
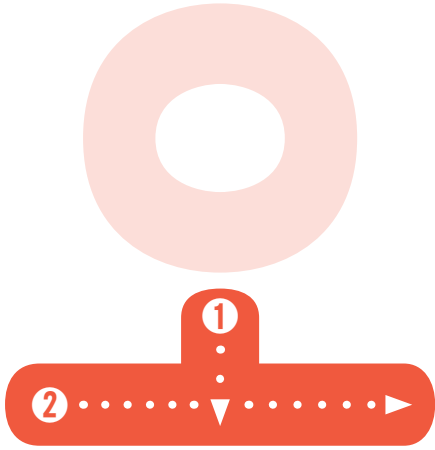
우



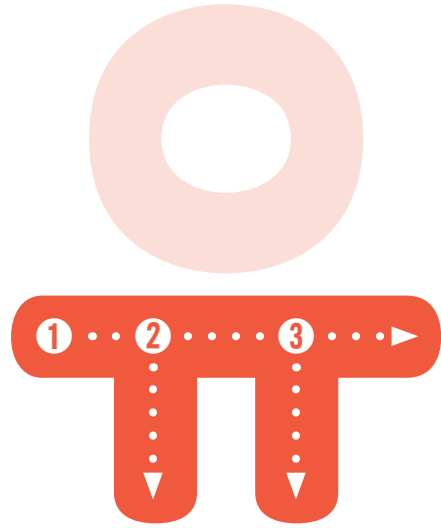
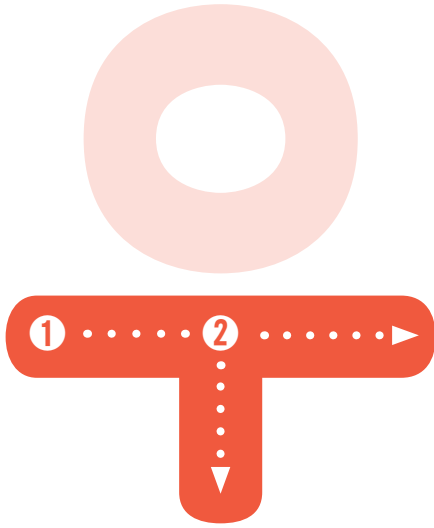
우

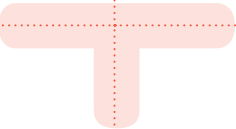
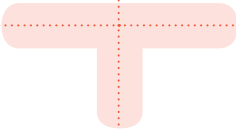
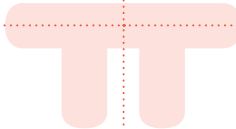
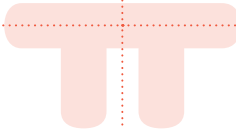
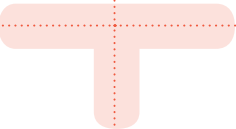
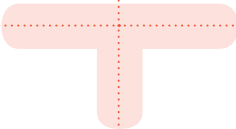
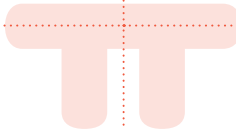
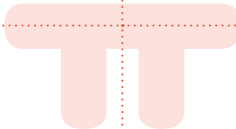
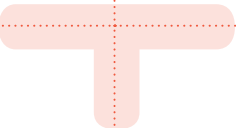
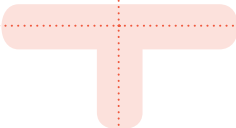


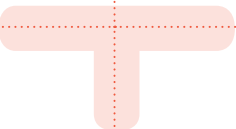
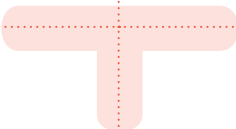
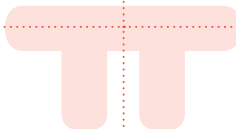



쓰기 ③ ㄴ과 ㄹ을 순서에 맞게 써 보세요.





쓰기④ ㅏ과 ㅠ를 순서에 맞게 써 보세요.

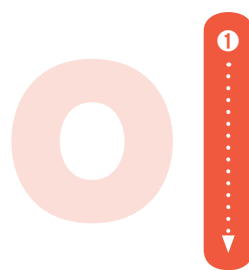



활동 ③ 그림 속에 숨은 | 를 찾아 색칠해 보세요.



으



이



쓰기 ⑤ — 과 | 를 순서에 맞게 써 보세요.

