

독후활동지

# 한글의 핵심 원리가 이야기로 쏙! |와·를 담은 나뭇가지와 무당벌레가 펼치는 모험!



모음  
색칠 놀이  
+  
한글 따라  
쓰기

글·그림 유은미 | 36쪽 | 상상아이


## 한글의 원리

---

훈민정음은 세계에서 유일하게 설명서가 있는 글자예요.

한글 모음은 우주 자연의 모양을 본떠 만들었어요.

하늘(·) 땅(ㅡ) 사람(丨) 세 기본 글자를 합치면 여러 모음을 만들 수 있어요.



이때 ·의 위치에 따라 ㅏ는 바깥으로 나가는 소리, ㅑ는 안으로 들어오는 소리,

ㅓ는 위로 올라가는 소리, ㅕ는 아래로 내려가는 소리가 나요.

또, 해 뜨는 모양을 닮은 ㅏ ㅓ는 밝은 소리,

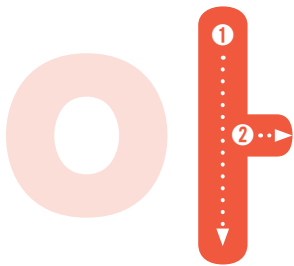
해 지는 모양을 닮은 ㅑ ㅕ는 어두운 소리가 납니다.



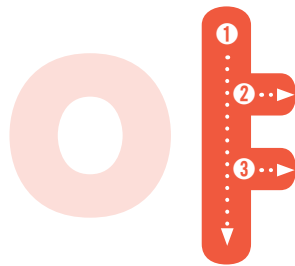
활동 ① 그림 속에 숨은 ㅏ 를 찾아 색칠해 보세요.



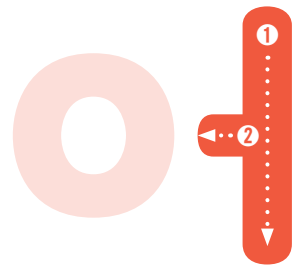
가나다라마바  
사아자차카타파하  
가나다라마바  
사아자차카타파하



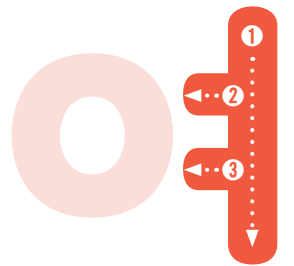
아



야



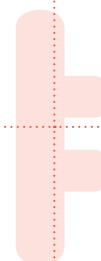
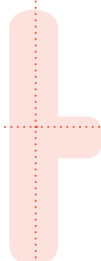
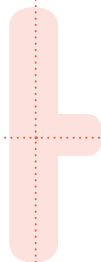
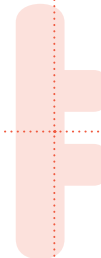
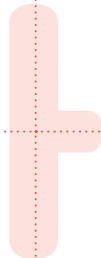
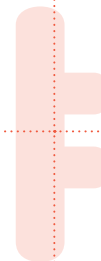
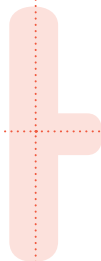


어



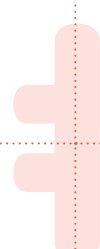
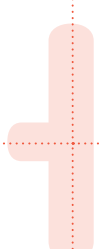
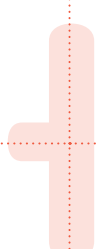
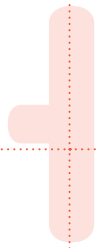
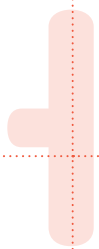
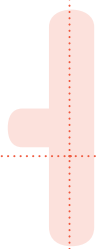


여



쓰기 ① ㅏ 과 ㅑ 을 순서에 맞게 써 보세요.



쓰기 ② ㅏ 과 ㅑ 를 순서에 맞게 써 보세요.



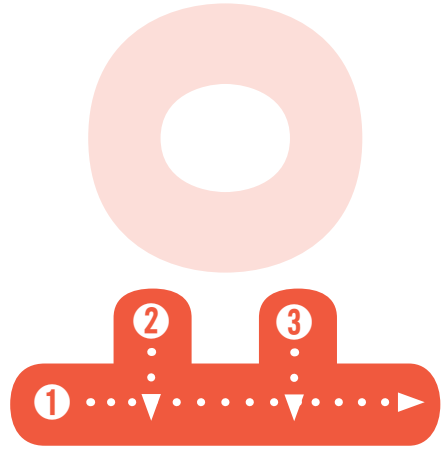
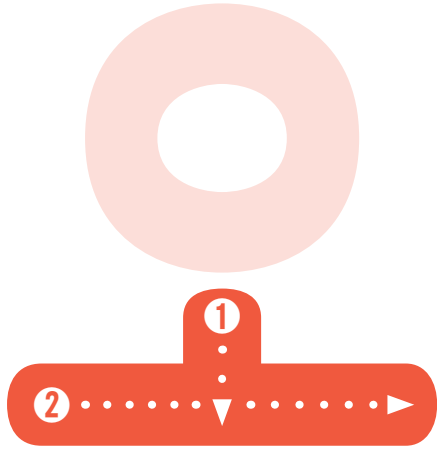


활동 2 그림 속에 숨은 ㅊ를 찾아 색칠해 보세요.

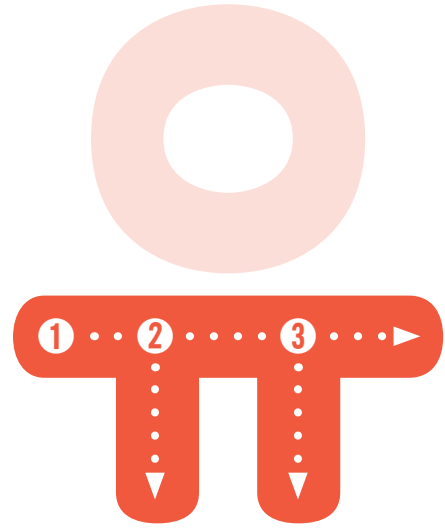
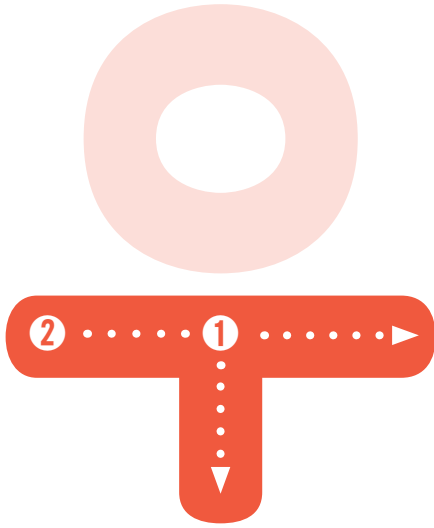


<p>오</p>	<p>우</p>	<p>우</p>	<p>우</p>

쓰기 ③ ㄴ과 ㄹ을 순서에 맞게 써 보세요.






쓰기④ **ㅏ**과 **ㅑ**를 순서에 맞게 써 보세요.

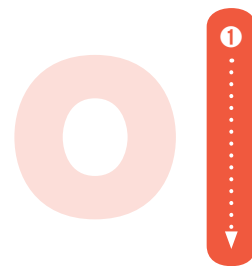







활동 ③ 그림 속에 숨은 | 를 찾아 색칠해 보세요.



으



이



쓰기 ⑤ — 과 | 를 순서에 맞게 써 보세요.

