

독후활동지




# 한글의 핵심 원리가 이야기로 쏙! 자음으로 변신하는 옹알이의 말 배우기 여행!

어떤 자음으로  
변신할까?





자음  
색칠 놀이  
+  
한글 따라  
쓰기

글·그림 유은미 | 44쪽 | 상상아이



ㄹ도 혀 모양을 본떠 만든 ㄴ의 가족이에요.  
ㄷ ㅌ과 달리 ㄹ은 소리가 세질수록  
획을 더하는 규칙을 따르지 않았어요.

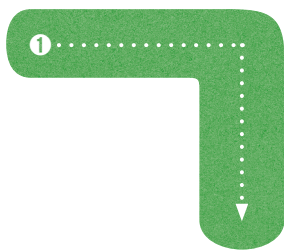


## 한글의 원리




훈민정음은 세계에서 유일하게 설명서가 있는 글자예요.  
세종대왕님은 소리 나는 기관의 모양을 따서  
자음 기본자 'ㄱ ㄴ ㄷ ㄹ ㅅ ㅇ'을 만들었고,  
소리가 세질수록 획을 더하는 규칙에 따라 다른 글자들을 만들었어요.  
'ㄱ'에 획을 더하면 'ㅋ'이 되는 것처럼 말이에요.

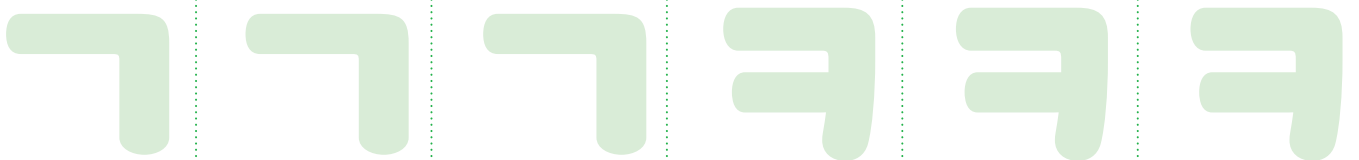
활동 ① 그림 속에 숨은 ㄱ을 찾아 색칠해 보세요.



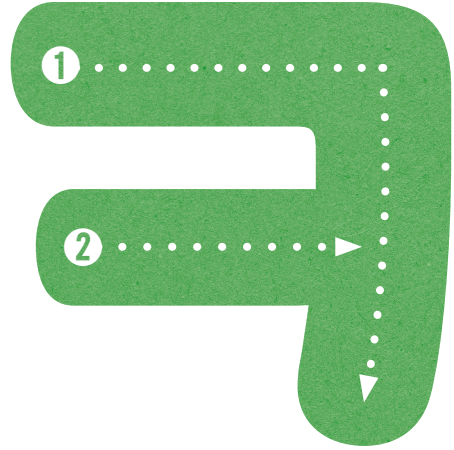
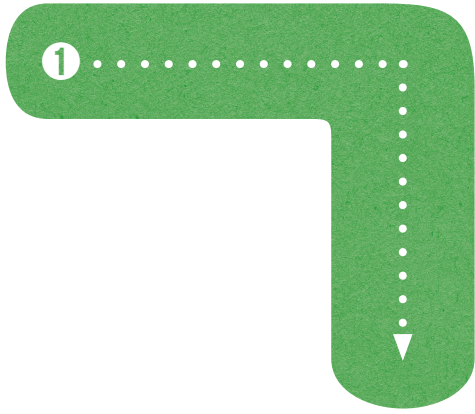
기역



키읃




쓰기 ① ㄱ과 ㅋ을 순서에 맞게 써 보세요.




ㄱ	ㄱ	ㅋ	ㅋ
ㄱ	ㄱ	ㅋ	ㅋ
ㄱ	ㄱ	ㅋ	ㅋ
ㄱ	ㄱ	ㅋ	ㅋ



활동 2 그림 속에 숨은 L 을 찾아 색칠해 보세요.



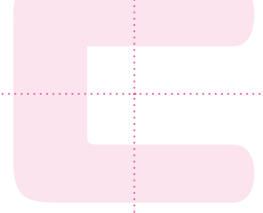
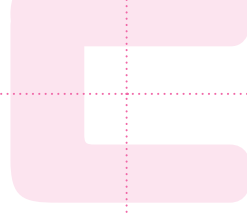
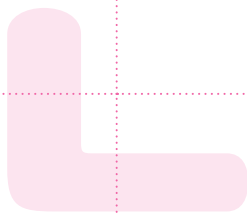
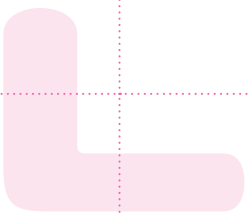
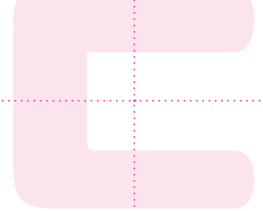
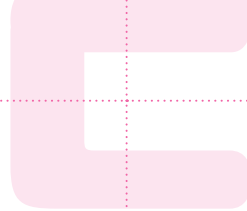
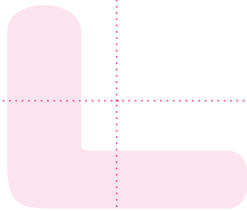
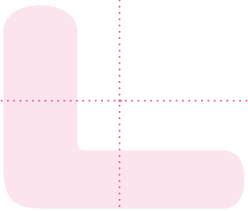


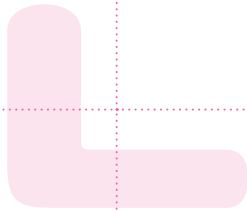
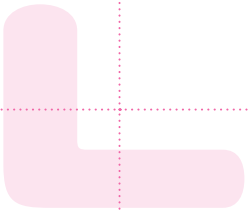
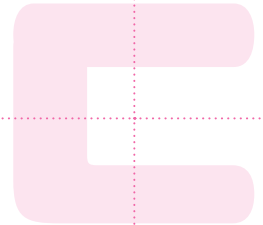
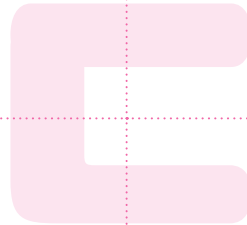
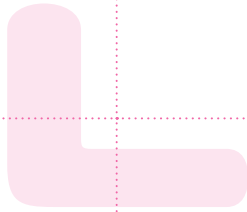
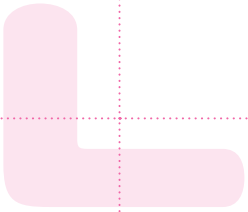


니은




디귤




쓰기② L과 C을 순서에 맞게 써 보세요.



활동 ③ 그림 속에 숨은 **ㅌ**을 찾아 색칠해 보세요.



티을





리을





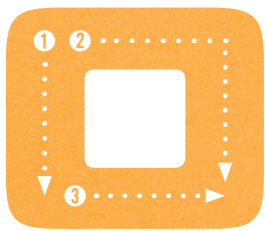
쓰기 ③ **ㅌ**과 **ㄹ**을 순서에 맞게 써 보세요.




ㅌ	ㅌ	ㄹ	ㄹ
ㅌ	ㅌ	ㄹ	ㄹ
ㅌ	ㅌ	ㄹ	ㄹ
ㅌ	ㅌ	ㄹ	ㄹ



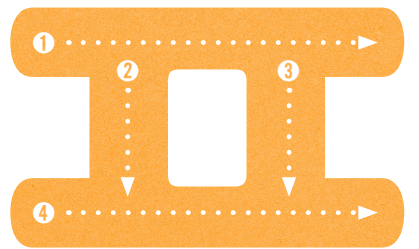
활동 4 그림 속에 숨은 □ 을 찾아 색칠해 보세요.



미



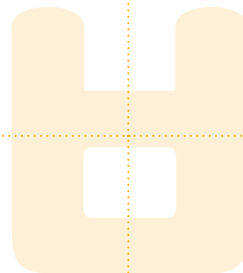
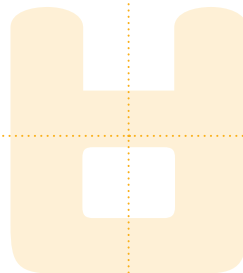
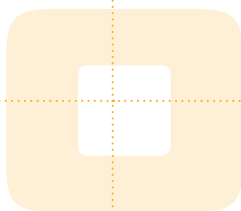
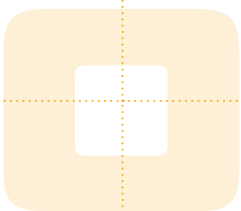
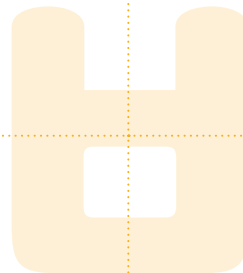
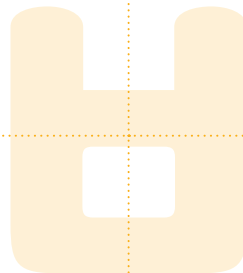
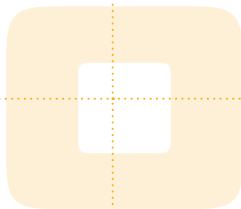
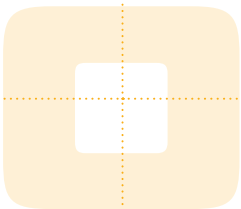
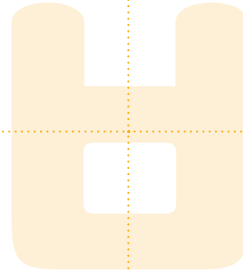
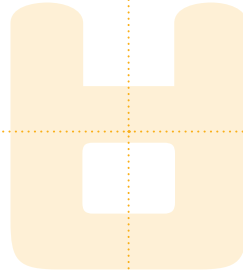
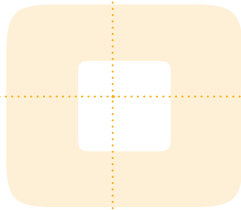
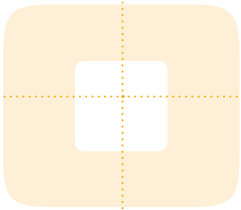


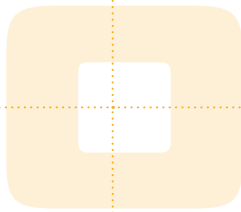
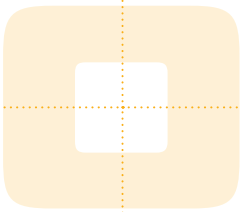


비




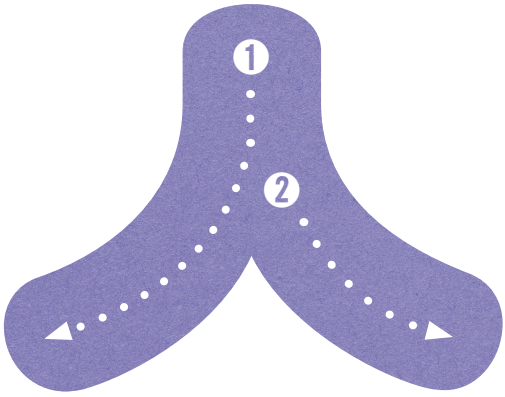
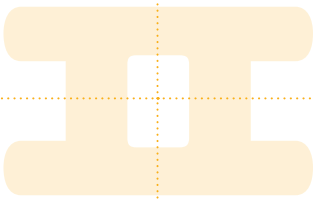
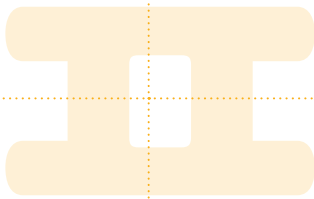
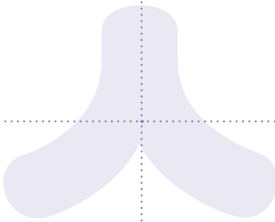
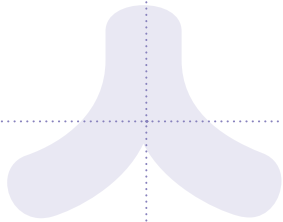
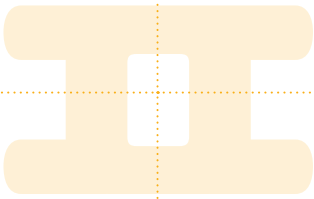
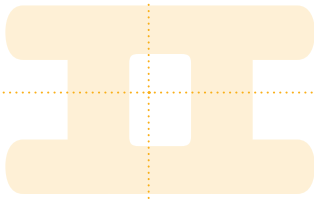
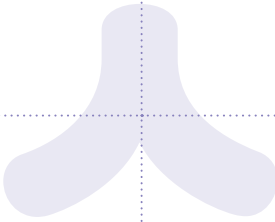
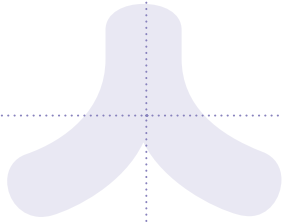
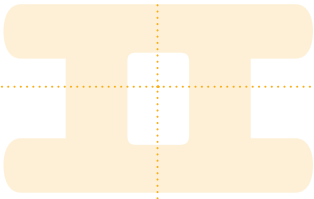
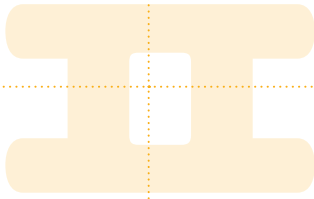
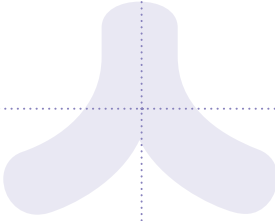
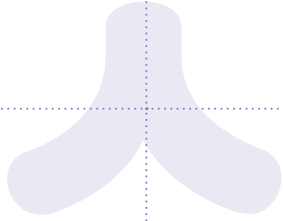
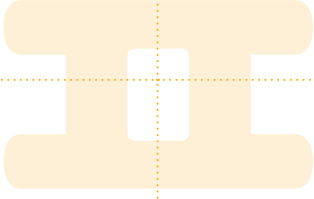
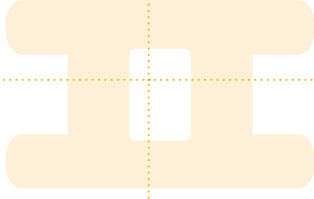
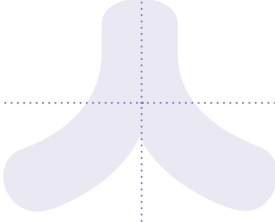
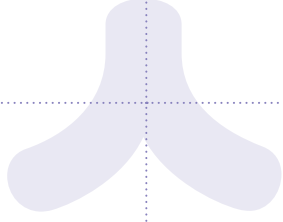
피



쓰기④ □과 ▮을 순서에 맞게 써 보세요.

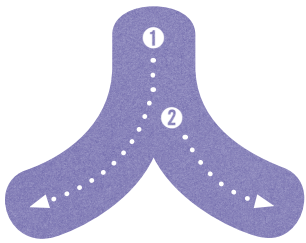


쓰기 ⑤ 표 과 人 을 순서에 맞게 써 보세요.

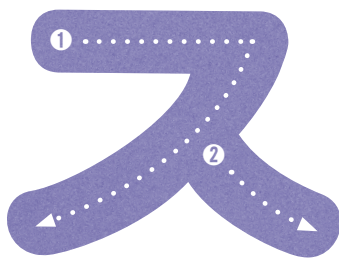
			
			
			
			
			



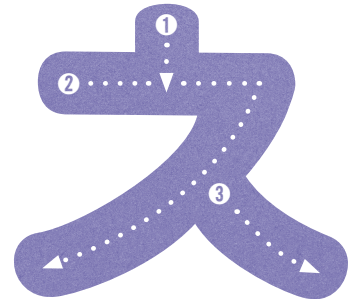
활동 5 그림 속에 숨은 사람을 찾아 색칠해 보세요.



시웃



지웃

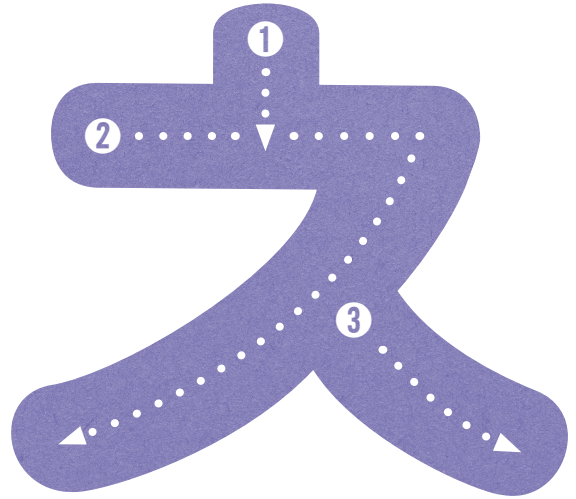
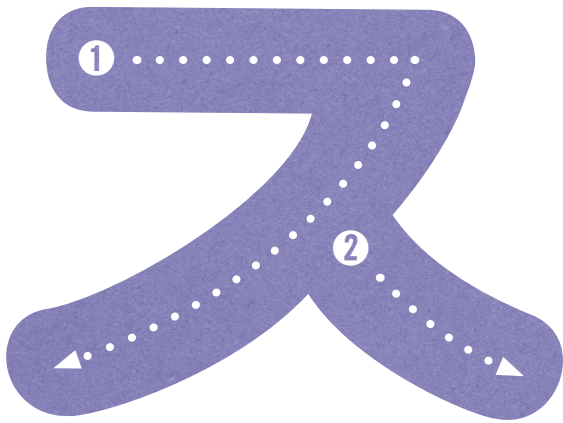


치웃

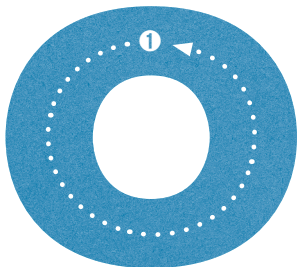





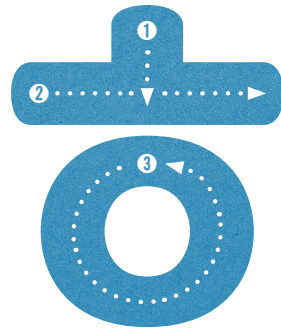
쓰기⑥ ㅈ과 ㅊ을 순서에 맞게 써 보세요.






활동 6 그림 속에 숨은 ○을 찾아 색칠해 보세요.



이음



하음



쓰기 ⑦ ○과 ㅎ을 순서에 맞게 써 보세요.

